

IC-M700PRO

Equipo de alta potencia en ciclo continuo

Operación simplificada

El IC-M700PRO es fácil de utilizar si usted es novato o experto con BLU. La selección de canales es rápida y de fácil acceso gracias a las perillas grandes e independientes GROUP y CHANNEL. Cada botón del panel sólo tiene 1 función. La pantalla grande y de fácil lectura muestra a simple vista el canal (o la frecuencia) y el estado de operación. La nueva pantalla LCD de color verde es fácil de leer bajo la luz directa del sol, pero no es tan brillante para operaciones nocturnas.

Potente salida extiende el alcance de sus comunicaciones

El potente transmisor de 150W* (PEP) ofrece comunicaciones de larga distancia en las que usted puede confiar. Para cerciorarse de que esa potencia siempre esté disponible, incluso durante una operación exigente de RTTY (radioteletipo) o de correo electrónico, el radio se mantiene frío gracias a un ventilador grande combinado con el chasis de aluminio del IC-M700PRO.

Funciones de escaneo

Localice las señales deseadas rápidamente con una potente característica de escaneo de memoria.



SPECIFICATIONS

GENERAL

- Frequency coverage :

Receive	500kHz–29.999 MHz		
Transmit	1.6– 2.9999 MHz	4.0– 4.9999 MHz	
	6.0– 6.9999 MHz	8.0– 8.9999 MHz	
	12.0– 13.9999 MHz	16.0– 17.9999 MHz	
	18.0– 19.9999 MHz	22.0– 22.9999 MHz	
	25.0–27.5000 MHz		
- Mode : USB, AM, CW, FSK and AFSK
- Number of channels : 150 (max.; 3 groups of 50 channels each)
- Antenna connector : SO-239 (50 Ω)
- Power supply requirement : 13.6 V DC \pm 15%
- Current drain (at 13.8 V DC) : Tx max. power 30 A
R_x max. audio 2.5 A
- Usable temperature range (Guaranteed range) : –30°C to +60°C; –22°F to +140°F
: –20°C to +60°C; –4°F to +140°F)
- Frequency stability : \pm 10 Hz (0.5–14.9999 MHz)
 \pm 20 Hz (15–29.9999 MHz)
- Dimensions (projections not included) : 291.4(W) \times 116.4(H) \times 315(D) mm
11 $\frac{1}{2}$ (W) \times 4 $\frac{1}{2}$ (H) \times 12 $\frac{3}{4}$ (D) in
- Weight : 7.9 kg; 17 lb 7 oz
- Remote connector : NMEA D-sub 9-pin (female)
- ACC 1 connector : DIN 8-pin (female)
- ACC 2 connector : DIN 7-pin (female)

All stated specifications are subject to change without notice or obligation.

TRANSMITTER

- Output power : 150 W PEP (below 24 MHz)
60 W PEP (above 24 MHz)
- Spurious emissions : –75 dB typical
- Unwanted sideband suppression : 70 dB typical
- Carrier suppression : 65 dB typical
- Microphone connector : 8-pin connector (600 Ω)

RECEIVER

- Sensitivity :

USB, CW, FSK, AFSK (for 12 dB SINAD)	6.3 μ V (0.5–1.5999 MHz) 1 μ V (1.6–1.7999 MHz) 0.35 μ V typical (1.8–29.9999 MHz)
AM (for 10 dB S/N)	32 μ V (0.5–1.5999 MHz) 6.3 μ V (1.6–1.7999 MHz) 2.2 μ V typical (1.8–29.9999 MHz)
- Spurious response rejection ratio : 80 dB typical (1.6–29.9999 MHz)
- Audio output power (at 13.8 V DC) : 5.0 W typical at 10% distortion with a 4 Ω load
- Clarity variable range : \pm 150 Hz
- External speaker jack : 2-conductor 6.5 (d) mm (1/4")/4–8 Ω

Supplied accessories:


Hand microphone	DC power cable	ACC plugs
Mounting bracket kit	Microphone hanger	Speaker plug
Spare fuses		

OPTIONS


Some options may not be available in some countries. Please ask your dealer for details.



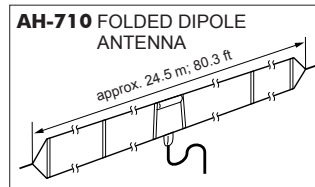
Matches the transceiver to a long wire antenna with little insertion loss. AT-130 is also available.



Matches the transceiver to a dipole antenna. Covers all HF bands from 1.5 to 30 MHz. 8 m \times 2 antenna wires come attached.



Match the transceiver to a long wire antenna. Covers all HF bands from 1.5 to 30 MHz. 15 m \times 1 antenna wire comes attached.



Covers from 1.9 to 30 MHz band. Has an SO-239 connector. Easy to assemble (non-kink construction).



Provide better CW/RTTY reception. Bandwidth: 500 Hz–6 dB



Dynamic microphone with IPX7 water-proof protection. Same as supplied.



Provides clear audio reception and comes in handy for listening privacy.



Provides the alarm function. Already built in to the Marine version.

Icom Inc.

1-1-32, Kami-minami, Hirano-ku, Osaka 547-0003, Japan Phone: +81 (06) 6793 5302 Fax: +81 (06) 6793 0013

URL: <http://www.icom.co.jp/world/index.html>

Count on us!

Icom America Inc.

2380 116th Avenue NE,
Bellevue, WA 98004, U.S.A.
Phone: +1 (425) 454-8155
Fax: +1 (425) 454-1509
E-mail: sales@icomamerica.com
URL: <http://www.icomamerica.com>

Icom Canada

Glenwood Centre #150-6165 Highway 17,
Delta, B.C., V4K 5B8, Canada
Phone: +1 (604) 952-4266
Fax: +1 (604) 952-0090
E-mail: info@icomcanada.com
URL: <http://www.icomcanada.com>

Icom (Australia) Pty. Ltd.

Unit 1 / 103 Garden Road,
Clayton, VIC 3168 Australia
Phone: +61 (03) 9549 7500
Fax: +61 (03) 9549 7505
E-mail: sales@icom.net.au
URL: <http://www.icom.net.au>

Icom New Zealand

146A Harris Road, East Tamaki,
Auckland, New Zealand
Phone: +64 (09) 274 4062
Fax: +64 (09) 274 4708
E-mail: inquiries@icom.co.nz
URL: <http://www.icom.co.nz>

Icom (Europe) GmbH

Communication Equipment
Himmelgeister Str. 100,
D-40225 Düsseldorf, Germany
Phone: +49 (0211) 346047
Fax: +49 (0211) 333639
E-mail: info@icomeurope.com
URL: <http://www.icomeurope.com>

Icom Spain S.L.

Ctra. Rubi, No. 88 "Edificio Can Castanyer"
Bajos A 08174, Sant Cugat del Valles,
Barcelona, Spain
Phone: +34 (93) 590 26 70
Fax: +34 (93) 589 04 46
E-mail: icom@icomspain.com
URL: <http://www.icomspain.com>

Icom (UK) Ltd.

Unit 9, Sea St., Herne Bay,
Kent, CT6 8LD, U.K.
Phone: +44 (0)1227 741741
Fax: +44 (0)1227 741742
E-mail: info@icomuk.co.uk
URL: <http://www.icomuk.co.uk>

Icom France s.a.s.

Zac de la Plaine,
1 Rue Brindejonc des Moulinais, BP 45804,
31505 Toulouse Cedex 5, France
Phone: +33 (5) 61 36 03 03
Fax: +33 (5) 61 36 03 00
E-mail: icom@icom-france.com
URL: <http://www.icom-france.com>

Icom Polska

81-850 Sopot, ul. 3 Maja 54, Poland
Phone: +48 (58) 550 7135
Fax: +48 (58) 551 0484
E-mail: icompolksa@icompolksa.com.pl
URL: <http://www.icompolksa.com.pl>

Asia Icom Inc.

6F No. 68, Sec. 1 Cheng-Teh Road,
Taipei, Taiwan, R.O.C.
Phone: +886 (02) 2559 1899
Fax: +886 (02) 2559 1874
E-mail: sales@asia-icom.com
URL: <http://www.asia-icom.com>

Your local distributor/dealer:

